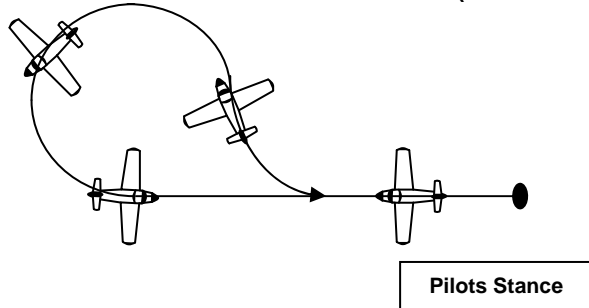


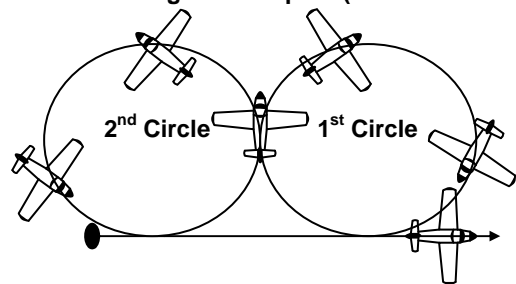
**SAA Fixed Wing Power - Silver Schedule - Flight Components**

**KEY:-** Start Point: ● End Point: → Upright:  Inverted:  Topside:  Underside:  Wind Direction: 

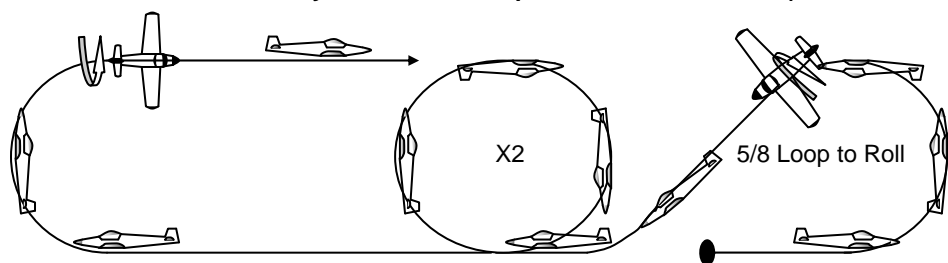
**1. Take Off and Procedure Turn. (Horizontal Plane)**



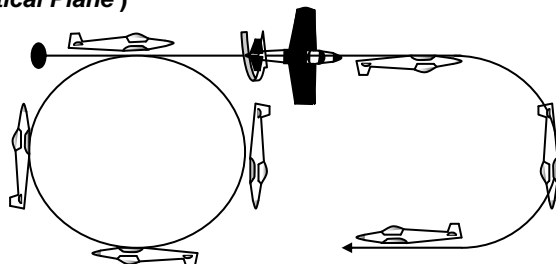
**2. Figure Eight with crossover aligned with pilot (Horizontal Plane)**




**3. 1/2 Cuban 8 followed by TWO Inside Loops and Immelman Turn (Vertical Plane)**



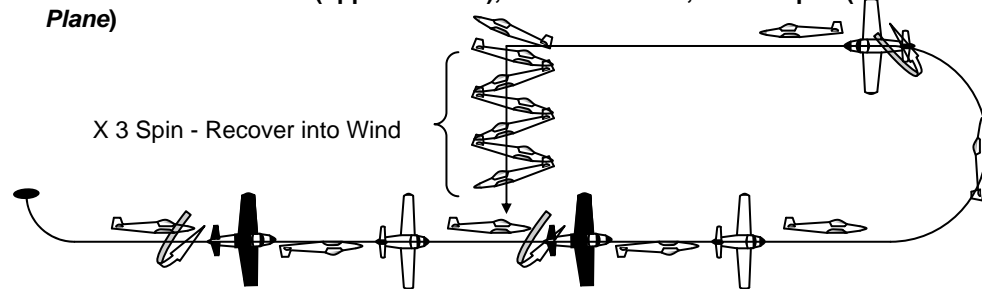
**4. Outside Loop, Split S (Vertical Plane)**



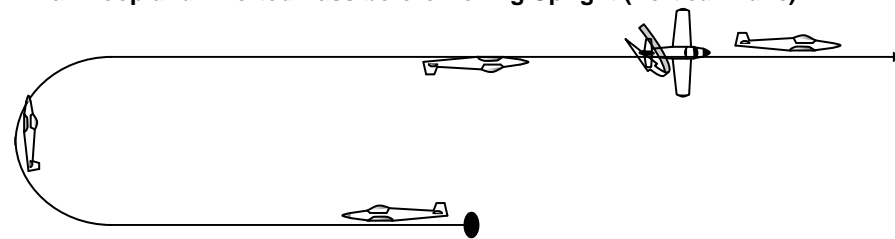
**5. Two Consecutive Rolls, Stall Turn (Vertical Plane)**



**6. Two Consecutive Rolls (opposite hand), Immelman Turn, 3 Turn Spin. (Vertical Plane)**



**7. Half Loop and Inverted Pass before Rolling Upright (Vertical Plane)**



**8. Procedure Turn to Overshoot, Rectangular Circuit and Landing (Horizontal Plane)**

